



Snapshot COVID-19 data

Science, trial forecast, production and news analysis

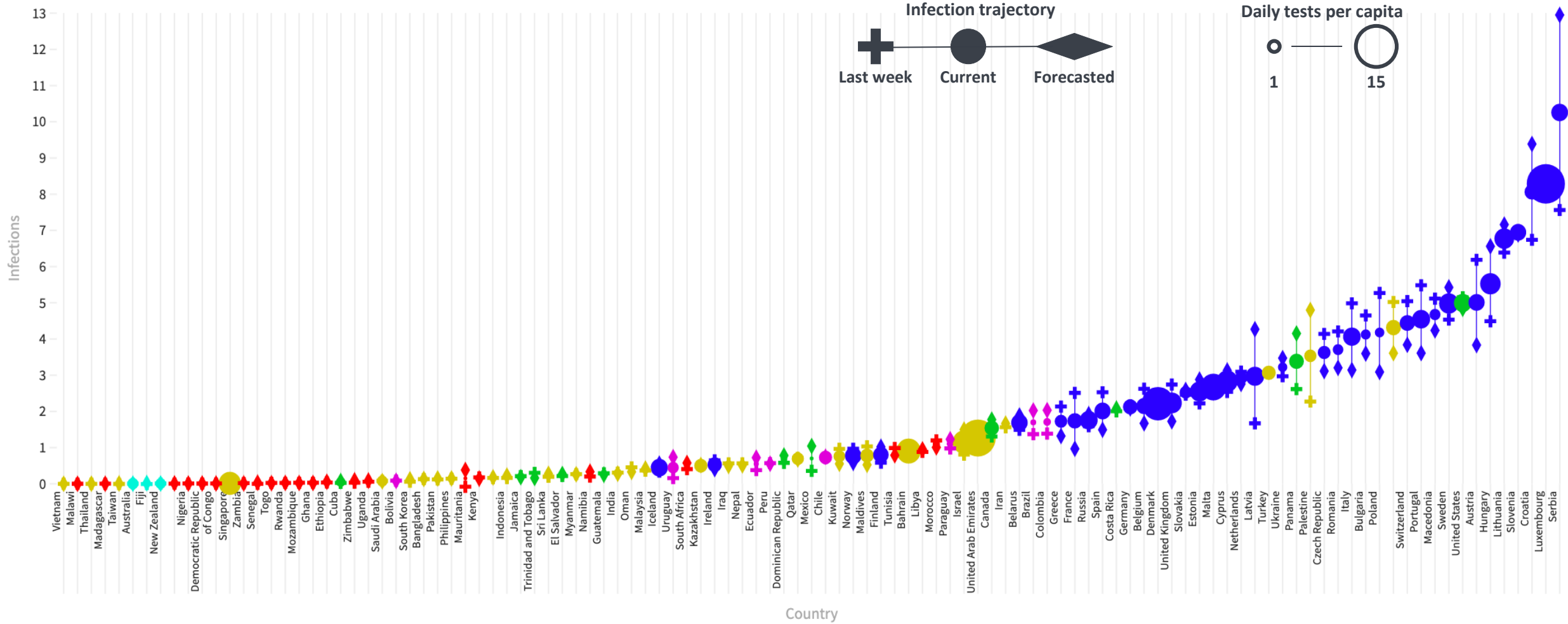
December 8, 2020

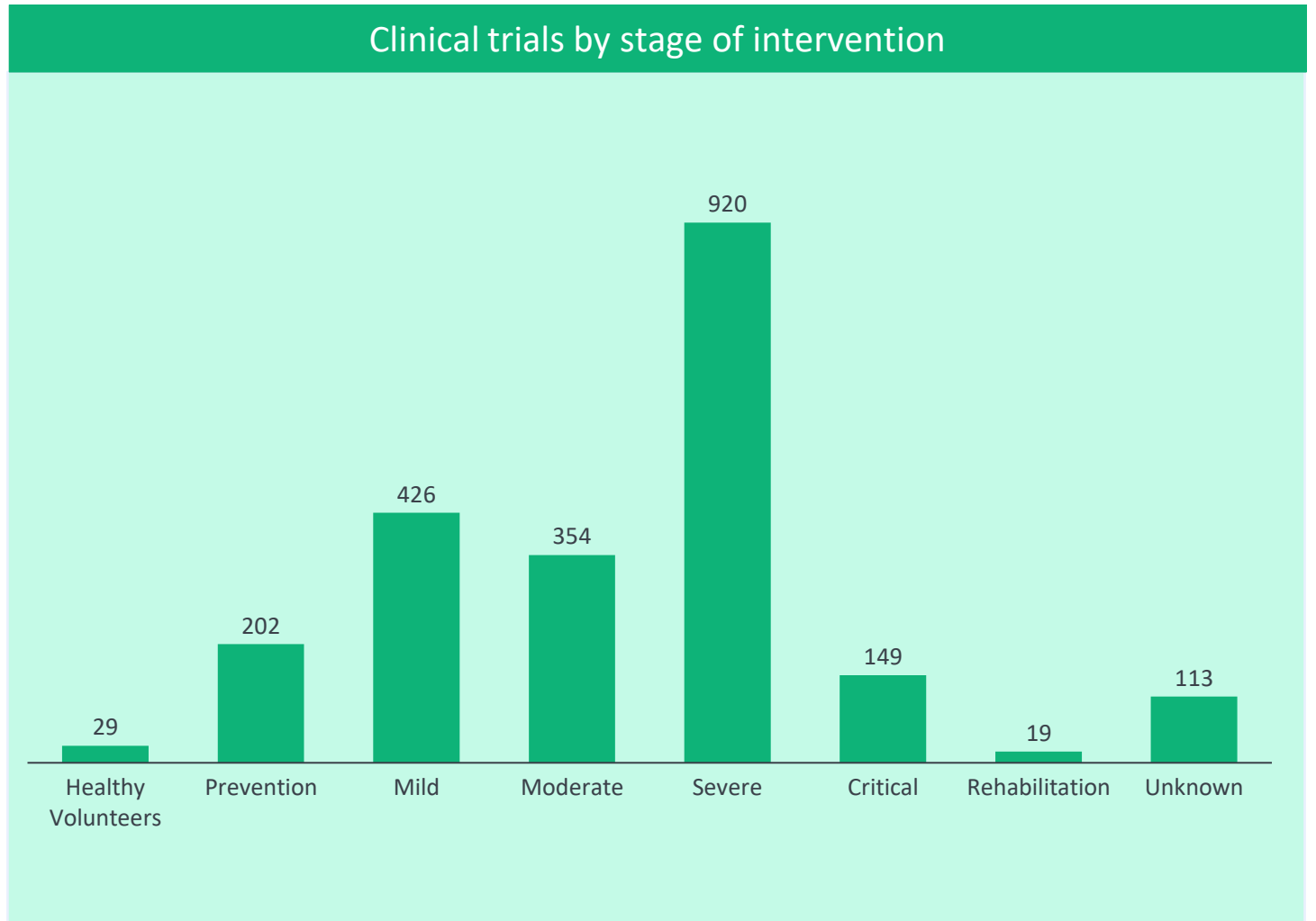
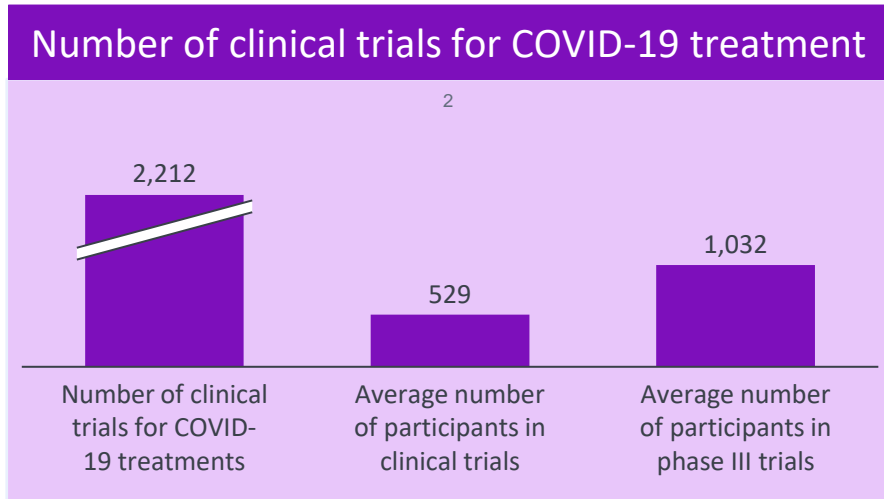
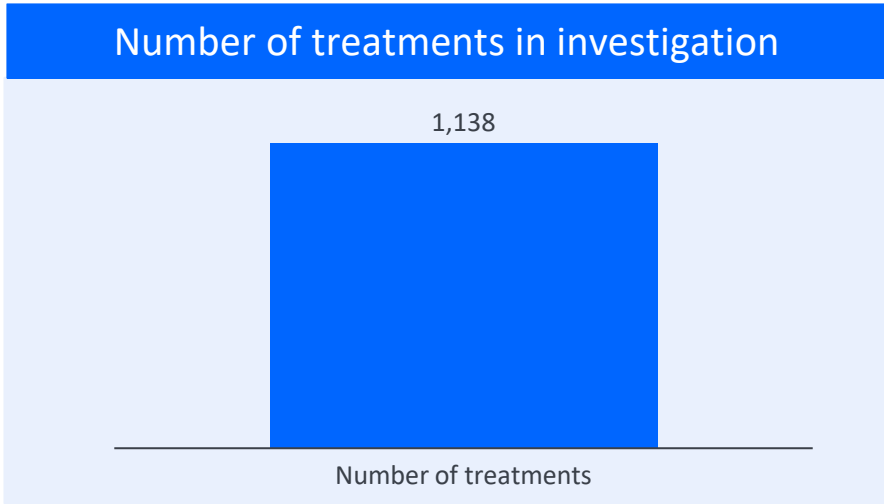
Information for these slides is from public sources.
IFPMA is not involved in the collection of this data.

Daily infections per 10,000 people and testing capacity per capita

Infection Rate per 10,000

Continent ● Asia ● Africa ● Oceania ● North America ● South America ● Europe





Overview of treatments currently being used in a clinical setting

Type of treatment	Candidate/Intervention	Disease severity (Evidence in each indication)		
		Mild	Moderate	Severe/Critical
Anti-inflammatory or immunomodulator	Interferon Beta-1A			Equal to SOC
	Interferon Beta-1A (Nebulised)			Better than SOC
	Hydroxychloroquine	Rejected/Worse than SOC	Rejected/Worse than SOC	Rejected/Worse than SOC
	Remdesivir	No/insufficient data	Better than SOC	Better than SOC
Antiviral	Favipiravir	Better than SOC	Better than SOC	No/insufficient data
	Lopinavir with Ritonavir			Rejected/Worse than SOC
	Camostat Mesylate			No/insufficient data
	Umifenovir			No/insufficient data
Steroid	Methylprednisolone		Better than SOC	Better than SOC
	Dexamethasone			Better than SOC
Antibody (anti-inflammatory)	Baricitinib (and Remdesivir)			Better than SOC
	Tocilizumab			Better than SOC
Other	Aviptadil			No/insufficient data
Antithrombotic	Enoxaparin			No/insufficient data
	Heparin			No/insufficient data
Antibody (passive immunotherapy)	Regn-CoV2 (Regeneron/Roche)	Better than SOC	Better than SOC	No/insufficient data
	Bamlanivimab (LyCov555)	Better than SOC	Better than SOC	No/insufficient data
	Convalescent Plasma	No/insufficient data	Equal to SOC	Equal to SOC

Standard of care varies from trial to trial, but is considered to be the standard protocol of treatment of a patient at that stage of disease severity.

■ Better than SOC
 ■ Equal to SOC
■ Rejected/Worse than SOC
 ■ No/insufficient data

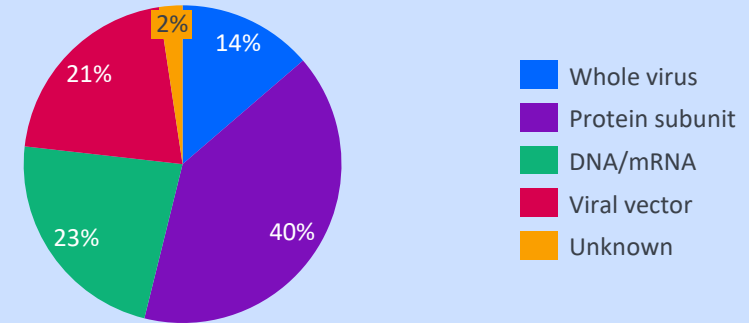
Total number of COVID-19 vaccine candidates

347



Total number of vaccines

Vaccines by vaccine type



Total doses committed in deals so far


10,932,180,000



Doses committed so far

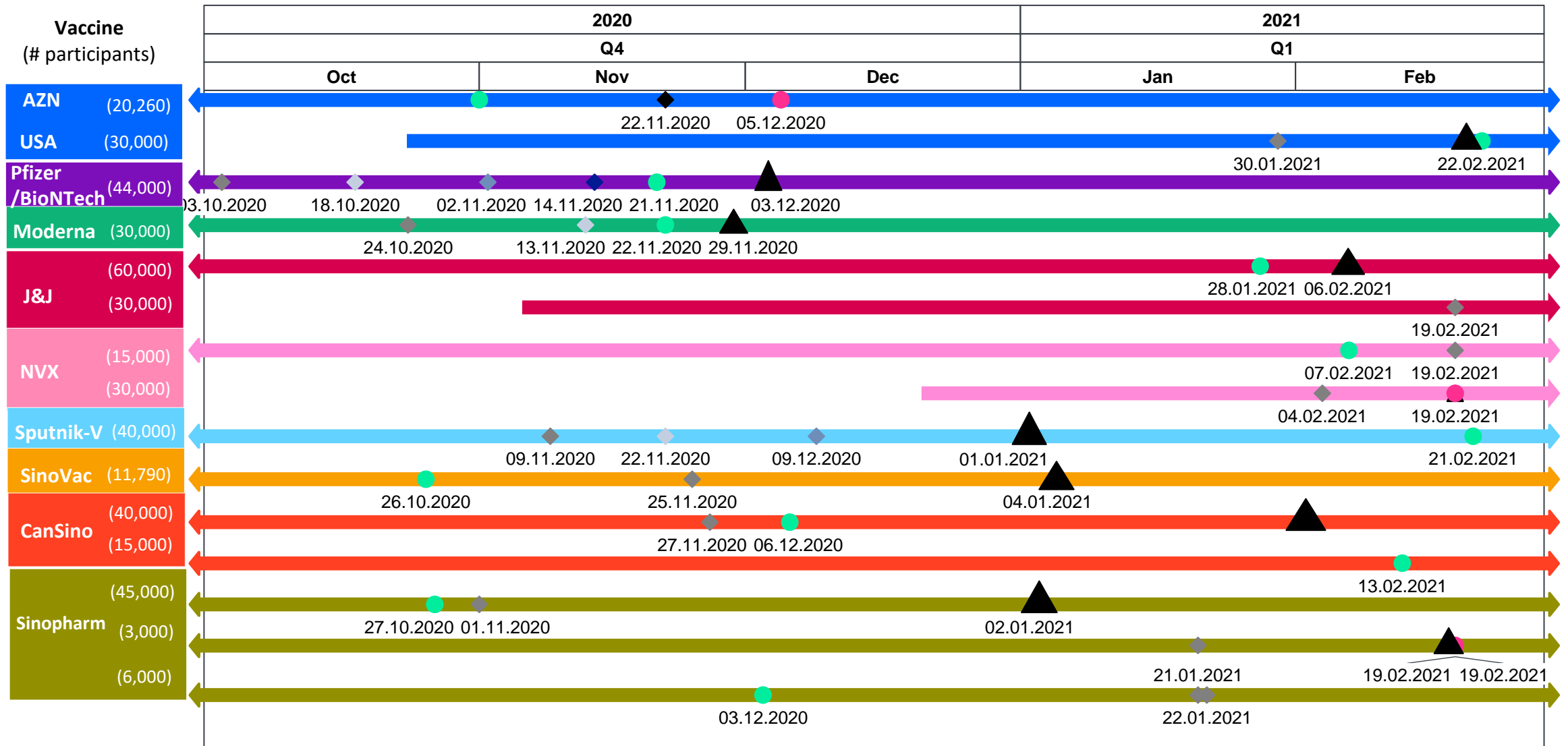
Average number participants in phase III clinical trials

15,083



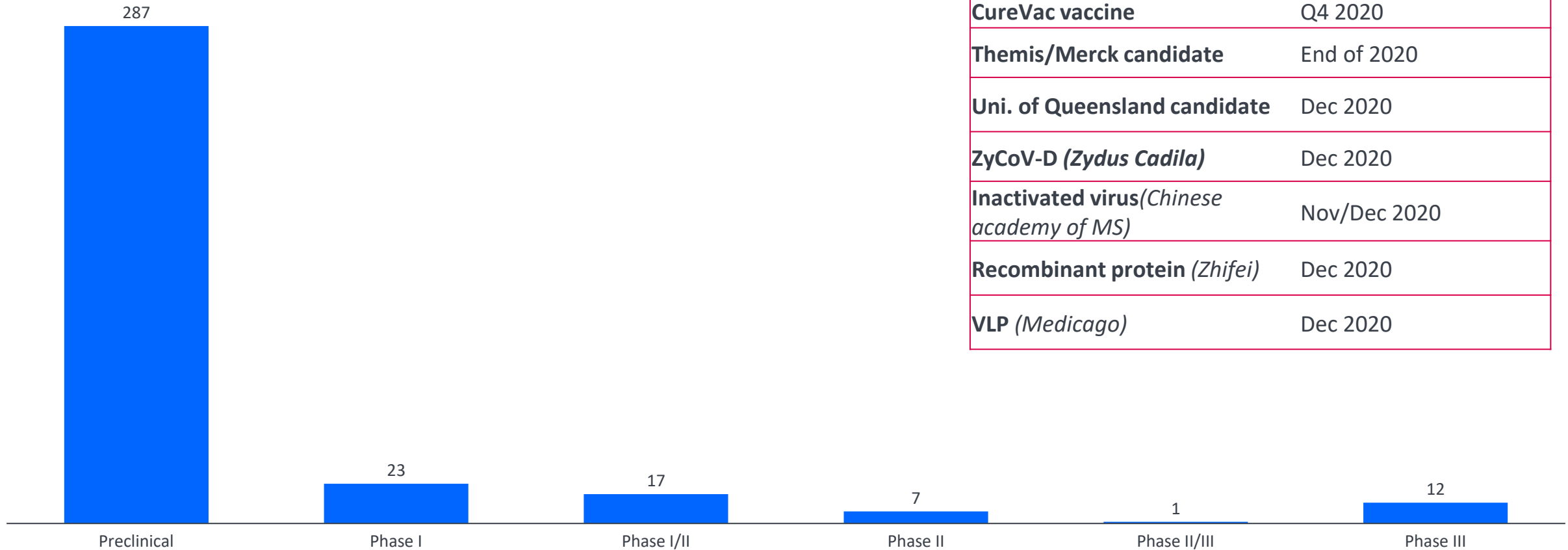
Average number of participants in phase III COVID-19 vaccine trials

Analysis of potential readouts of phase III vaccine trials



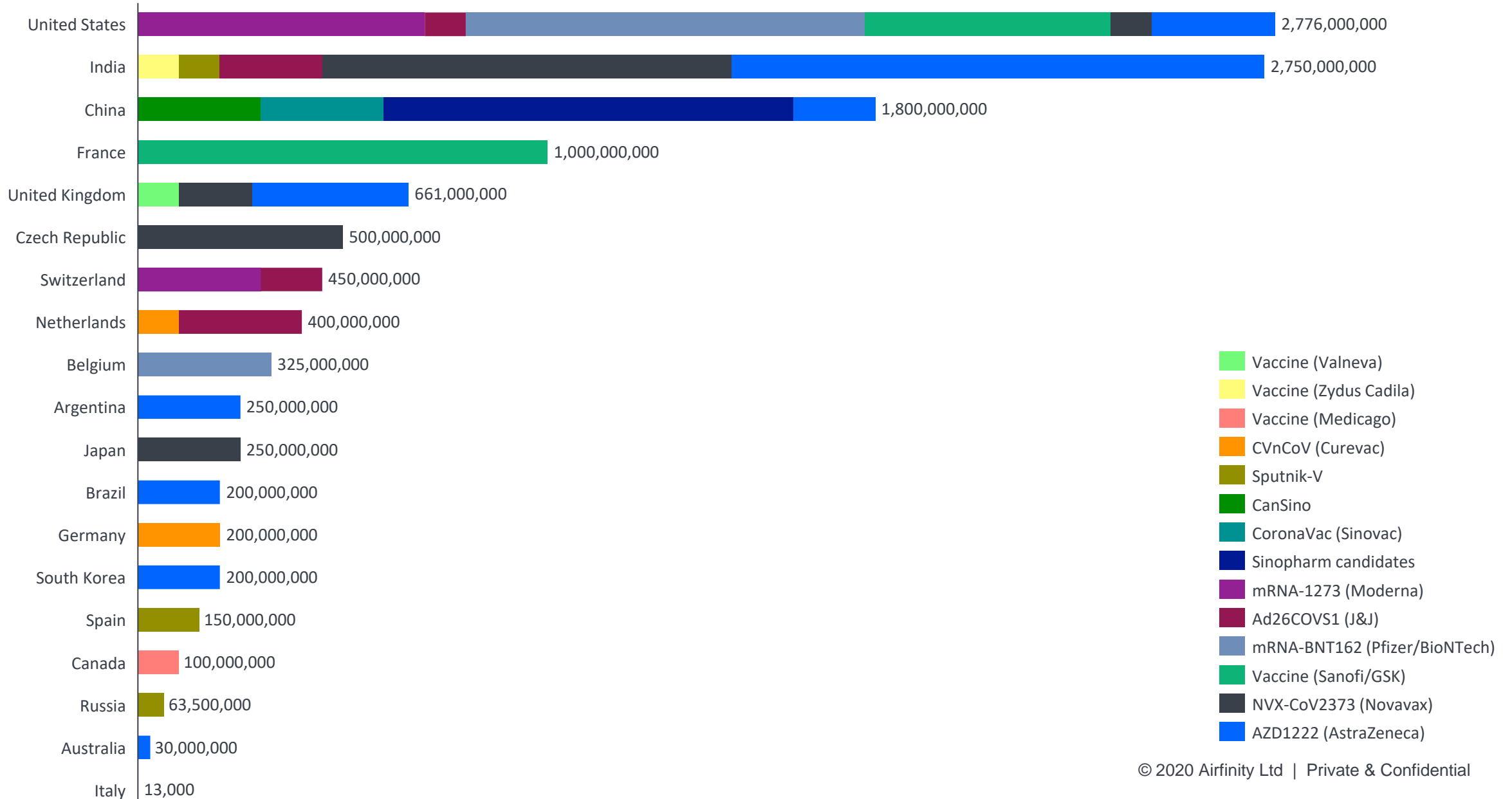
◆ ◆ ◆ ◆ Estimated interim analysis readout from first to fourth
 ▲ Estimated primary endpoint readout
 ● Estimated time to 150 confirmed cases
 ● Estimated 2 month safety

Overview of second generation COVID-19 vaccines



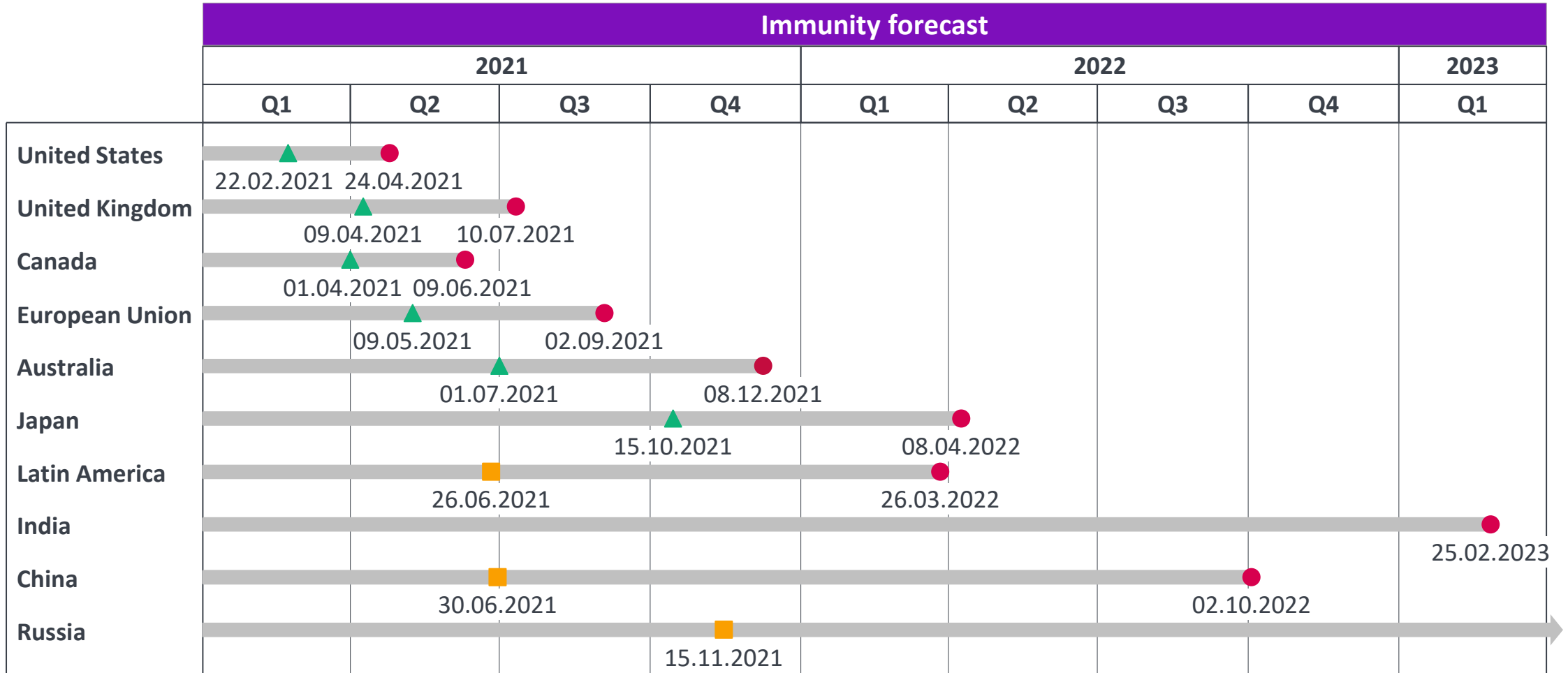
Second generation COVID-19 vaccines	
Candidate	Phase III start
Sanofi/GSK vaccine	End of 2020
CureVac vaccine	Q4 2020
Themis/Merck candidate	End of 2020
Uni. of Queensland candidate	Dec 2020
ZyCoV-D (<i>Zydus Cadila</i>)	Dec 2020
Inactivated virus (<i>Chinese academy of MS</i>)	Nov/Dec 2020
Recombinant protein (<i>Zhifei</i>)	Dec 2020
VLP (<i>Medicago</i>)	Dec 2020

Expected vaccine production by end of 2021



Back to normal immunization forecasts

Timeline for countries/regions to reach herd immunity based on agreed vaccine supply deals



20% population immunised

Healthcare and high-risk population immunised

Herd immunity estimate, based on current supply deals, with domestic production supplied first



For more information:

Rasmus Bech Hansen, CEO
rasmus@airfinity.com
+44 7703188600

